

## Warmington Open Wood Fire

SN 1100 Grill Double Flue

NOTE:

Fire & Flue System to comply with AS/NZS 2918:2001.

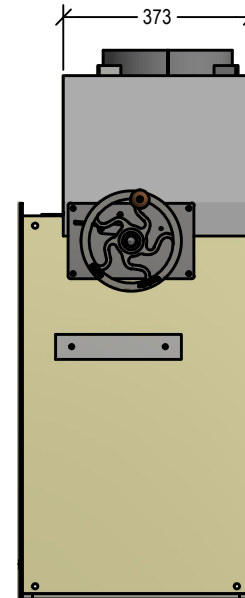
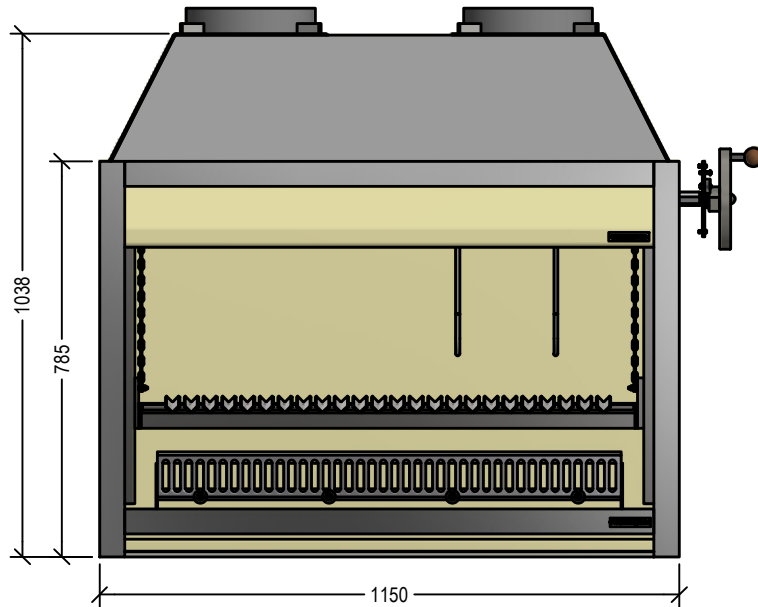
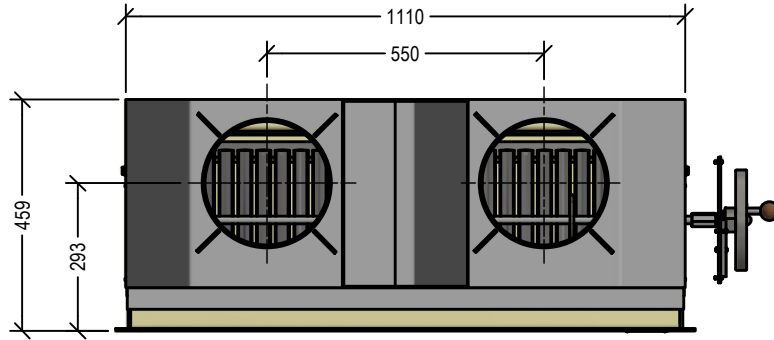
**Due to continued product improvement, Warmington Ind LTD reserves the right to change product specifications without prior notification.**

Read all the Instructions carefully before commencing the Installation. Failure to follow these instructions may result in a fire hazard and void the warranty

For Specification See: [www.warmington.co.nz](http://www.warmington.co.nz)

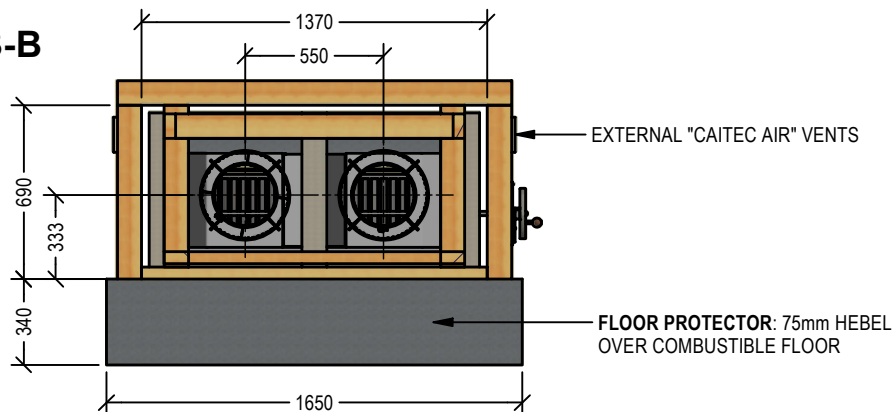
Copyright ©

Note: Engineering calculation may be required



<b>Warmington Industries Ltd.</b>			
PH: 09 273 9227 FAX: 09 273 9241 WEB: <a href="http://www.warmington.co.nz">www.warmington.co.nz</a>			
TITLE	SN 1100 GRILL DOUBLE FLUE		
DRAWN	ROYSTON	DATE	09/05/23
SCALE	NOT TO SCALE	REVISION	01

**B-B**



## Warmington Open Wood Fire

SN 1100 Grill Double Flue Timber Framing

NOTE: Requires Hebel Enclosure

Fire & Flue System to comply with ASNZS 2918:2001.

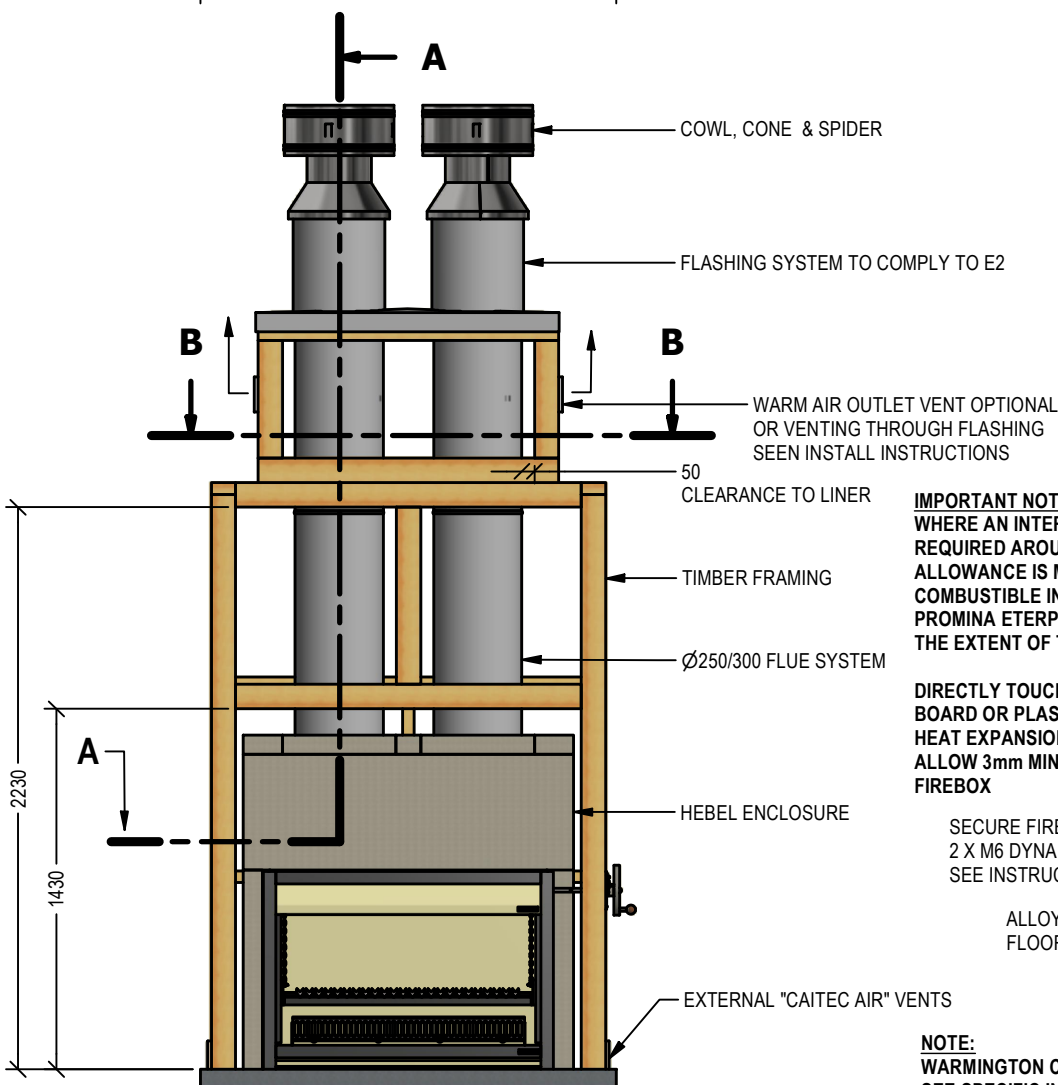
**Due to continued product improvement, Warmington Ind LTD reserves the right to change product specifications without prior notification.**

Read all the Instructions carefully before commencing the Installation. Failure to follow these instructions may result in a fire hazard and void the warranty

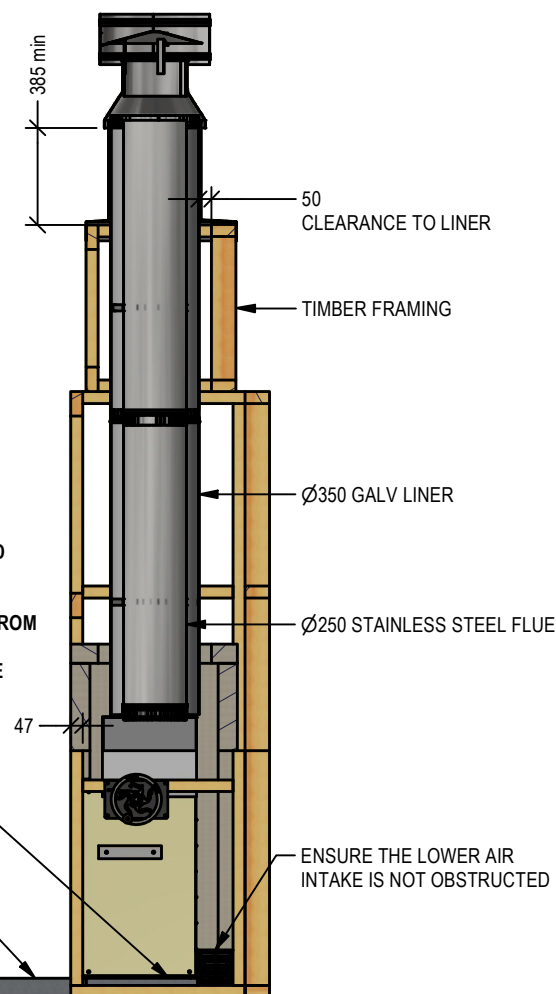
For Specification See: [www.warmington.co.nz](http://www.warmington.co.nz)

Copyright ©

Note: Engineering calculation may be required



**A-A**



**IMPORTANT NOTE:**  
WHERE AN INTERNAL WALL BOARD FINISH IS REQUIRED AROUND THE FIREPLACE, ENSURE ALLOWANCE IS MADE TO PLACE NON COMBUSTIBLE INTERNAL WALL LINING (e.g. PROMINA ETERPAN, SUPALUX) TO COVER THE EXTENT OF THE HEBEL BLOCK SURROUND

DIRECTLY TOUCHING THE FIREBOX WITH ANY BOARD OR PLASTER MAY CAUSE CRACKING FROM HEAT EXPANSION  
ALLOW 3mm MINIMUM SPACE AWAY FROM THE FIREBOX

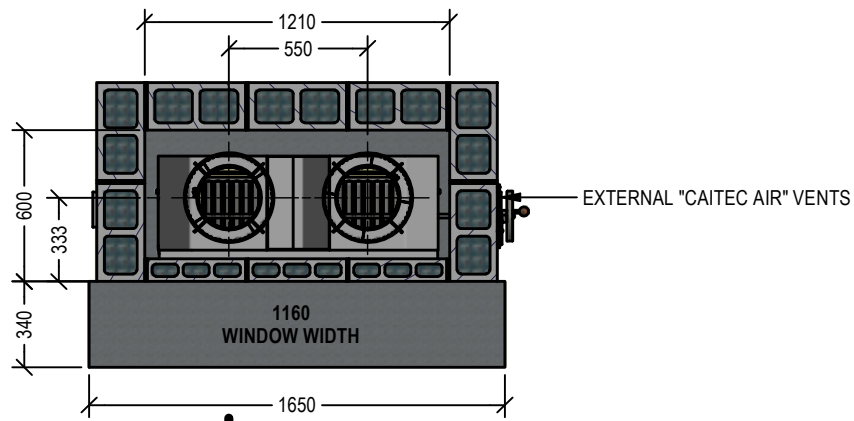
SECURE FIRE TO BASE WITH  
2 X M6 DYNA BOLTS  
SEE INSTRUCTIONS

ALLOY FINISHING ON  
FLOOR PROTECTOR

**NOTE:**  
WARMINGTON CAITEC AIR IS REQUIRED  
SEE SPECIFIC INSTALL INSTRUCTION

Warmington Industries Ltd.			
PH: 09 273 9227 FAX: 09 273 9241 WEB: <a href="http://www.warmington.co.nz">www.warmington.co.nz</a>			
TITLE	SN 1100 GRILL DF TIMBER FRAMING	DATE	09/05/23
DRAWN	ROYSTON	REVISION	01
SCALE	NOT TO SCALE		

**B-B**



## Warmington Open Wood Fire

SN 1100 Grill Double Flue Block Enclosure

NOTE:

Fire & Flue System to comply with AS/NZS 2918:2001.

**Due to continued product improvement, Warmington Ind LTD reserves the right to change product specifications without prior notification.**

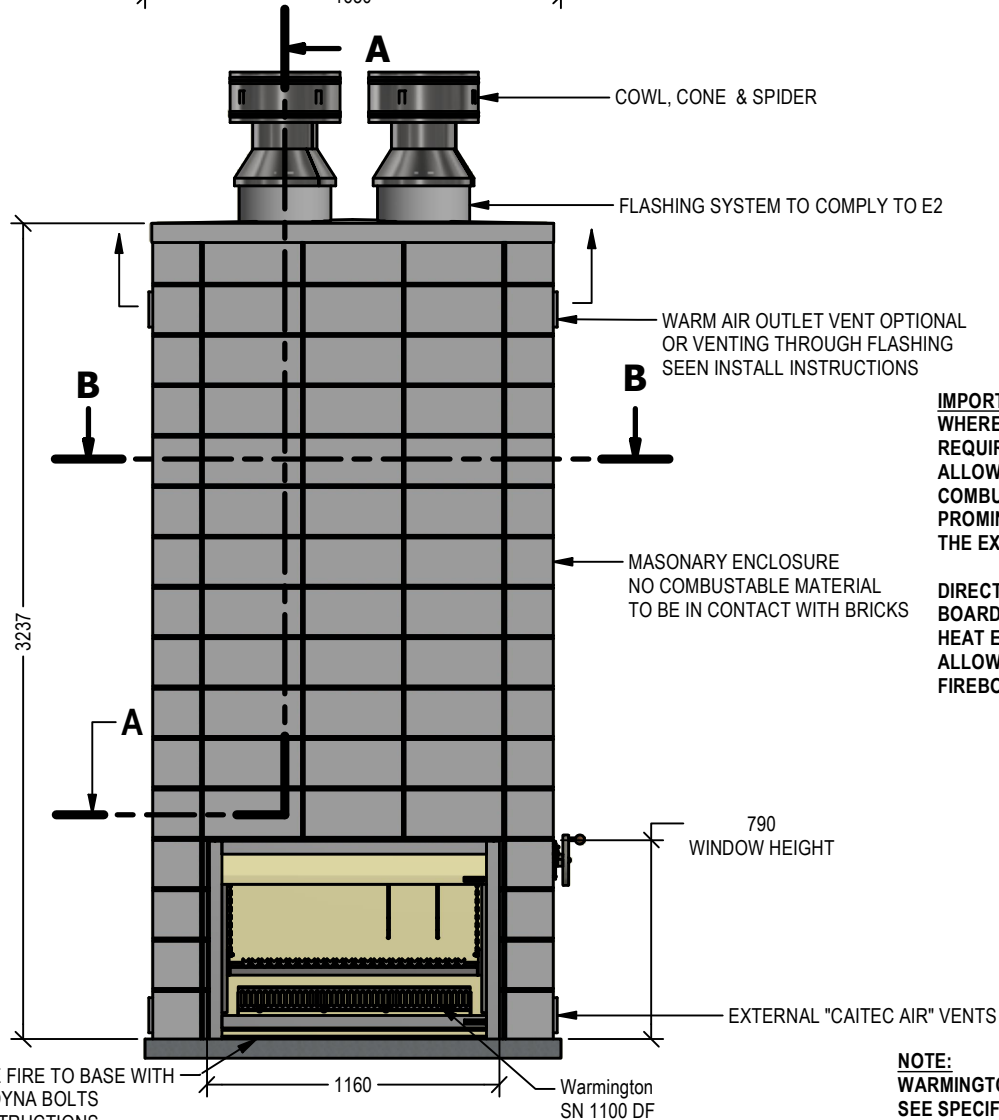
Read all the Instructions carefully before commencing the Installation. Failure to follow these instructions may result in a fire hazard and void the warranty

For Specification See: [www.warmington.co.nz](http://www.warmington.co.nz)

Copyright ©

Note: Engineering calculation may be required

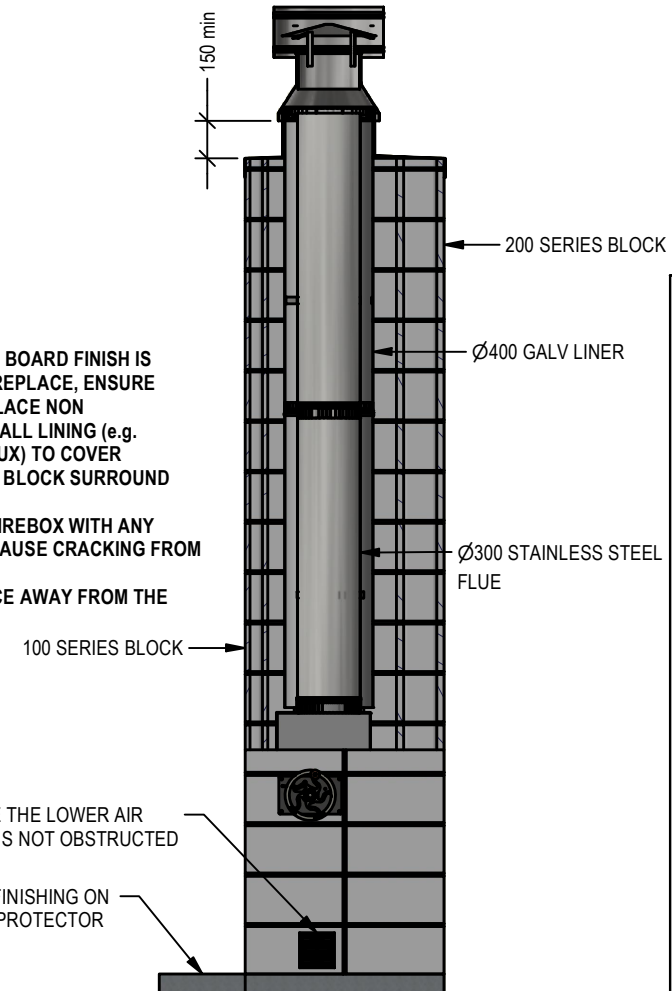
**A-A**



**IMPORTANT NOTE:**

WHERE AN INTERNAL WALL BOARD FINISH IS REQUIRED AROUND THE FIREPLACE, ENSURE ALLOWANCE IS MADE TO PLACE NON COMBUSTIBLE INTERNAL WALL LINING (e.g. PROMINA ETERPAN, SUPALUX) TO COVER THE EXTENT OF THE HEBEL BLOCK SURROUND

DIRECTLY TOUCHING THE FIREBOX WITH ANY BOARD OR PLASTER MAY CAUSE CRACKING FROM HEAT EXPANSION  
ALLOW 3mm MINIMUM SPACE AWAY FROM THE FIREBOX



Warmington Industries Ltd.			
PH: 09 273 9227 FAX: 09 273 9241 WEB: <a href="http://www.warmington.co.nz">www.warmington.co.nz</a>			
TITLE	SN 1100 GRILL DF BLOCK ENCLOSURE	DATE	09/05/23
DRAWN	ROYSTON	REVISION	01
SCALE	NOT TO SCALE		

**NOTE:**

**WARMINGTON CAITEC AIR IS REQUIRED  
SEE SPECIFIC INSTALL INSTRUCTION**